



# AUTO 14

Smart Audio Connector



## User Manual

### Introduction

Thanks for choosing our Portronics Auto 14, Bluetooth transmitter (TX) & receiver (RX) audio adapter. This device combines the function of wireless transmitter and receiver in one for audio streaming. In the Transmitting (TX) Mode, It streams audio wirelessly from the non-bluetooth devices to your bluetooth headphone or speakers. In the Receiving (RX) Mode, It streams audio to your wired speaker, headphone, car stereo or home stereo system wirelessly, from your Bluetooth-enabled media player. If you want to have a better experience, please read this instruction carefully.

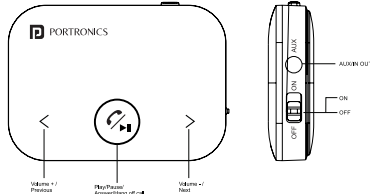
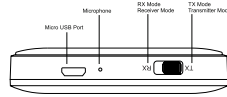
#### Product Features:

- Advanced Bluetooth Technology 4.2 with Transmitter and Receiver.
- Broadcast Audio from Your TV, or Old PC to Wireless Headphones, Speakers and Even Car Stereo System.
- Low Latency and instant sound transmission, enables user to enjoy high-quality audio and HD picture synchronously.
- Supreme Audio Connectivity and Quality with improved connection stability, faster pairing, and reduced power consumption for connected devices.
- Switch operation and audio connection modes with the simple flick of a switch.
- Effortlessly enjoying up to 10 hours of use on the larger internal battery and rapid recharging within 2 hours, ready for many more.
- Suitable for In-car Usage as a Hands-free Car Kit.
- Built-in Rechargeable Battery 450mAh, Standby time about 35 Hours.

#### Packing Contents:

- Wireless audio adapter
- Male to male 3.5mm Aux cable
- 3.5mm Aux to 2-Male RCA Adapter Cable (optional)
- Micro USB charging cable
- User Manual

### Product Overview



#### Compatibility:

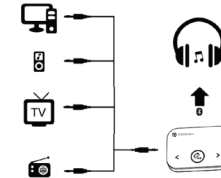
This device can be paired as a hands-free kit with any compatible Bluetooth enabled devices. Each time can only be connected with one Bluetooth device.

### Operation Instructions

- Switch to "ON" or "OFF" to power on or power off the device.
- Switch to "TX"(Transmitting mode), the product will search the available bluetooth devices automatically and the led light will be flickering in white, when it successfully paired with the bluetooth devices the led light will keep in white. When switch to "RX"(Receiving mode), the led light will be flickering in blue, when it pair with the bluetooth devices the led light will keep in blue.
- The product will search the available bluetooth devices automatically. If it can't pair the bluetooth devices in a long time, please press <img alt="power button icon" data-bbox="585 225 595 235"/> to re-search the bluetooth devices and reconnect.
- The product will be power off automatically if there is no bluetooth devices can be paired in 10 minutes, please slide the "ON/OFF" switch to reopen the adapter.

Conditions Mode	Bluetooth Unpaired	Bluetooth Paired	Handsfree Function	Audio Jack
Rx Mode	LED flash in blue	LED light in blue	Available	Aux-out
Tx Mode	LED flash in white	LED light in white	unavailable	Aux-in

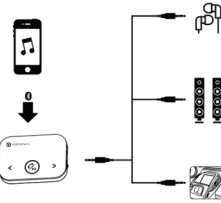
#### In the Transmitting(TX) mode :



1. When the adapter was paired with the bluetooth devices, the LED will keep light in white.

2. Long Press "<img alt="left arrow icon" data-bbox="685 345 695 355"/>" to decrease the Volume, and long Press ">" to increase the Volume.

#### In the Transmitting(RX) mode :



- When the adapter pair the bluetooth devices, the LED will keep light in blue.
- Please short press "<img alt="left arrow icon" data-bbox="825 95 835 105"/>" to play the previous song, and short press ">" to play the next song.
- Please long press "<img alt="left arrow icon" data-bbox="825 135 835 145"/>" to decrease the Volume, and long press ">" to increase the Volume.
- Please short press <img alt="play/pause icon" data-bbox="825 175 835 185"/> to play/pause music.
- Please short press <img alt="phone icon" data-bbox="825 215 835 225"/> to answer the incoming call in bluetooth calling mode.
- Please press <img alt="phone icon" data-bbox="825 255 835 265"/> and hold for 2 seconds during call to reject the incoming call in bluetooth calling mode.
- Please press <img alt="phone icon" data-bbox="825 295 835 305"/> twice to dial the last Number automatically.

#### Charging the Bluetooth Receiver

- When the battery power is low the relative prompt will appear .
- The LED light will keep in red when the device is in charging , the red LED light will be turn off when the charging is finished

Power on	Switch to "ON"
Power off	Switch to "OFF"
Transmitter mode	Switch to "TX"
Receiver mode	Switch to "RX"
Connect devices	Press <img alt="power button icon" data-bbox="75 615 85 625"/> once to search available bluetooth devices
Play/Pause Music	Press <img alt="play/pause icon" data-bbox="75 655 85 665"/> once during music playing
Answer call	Press <img alt="phone icon" data-bbox="75 695 85 705"/> once when there is incoming call
End call	Press <img alt="phone icon" data-bbox="75 735 85 745"/> once during call
Ignore call	Press <img alt="phone icon" data-bbox="75 775 85 785"/> and hold for 2 seconds during call, release when the beep is heard
Call last Number	Call last number
Adjust the Volume	Press "<img alt="left arrow icon" data-bbox="75 815 85 825"/>" or ">" and hold for 2 seconds to decrease or increase the volume in RX & TX mode .
Choose music	Press "<img alt="left arrow icon" data-bbox="75 855 85 865"/>" or ">" to play the previous or next song in the RX mode.

#### Specifications:

Bluetooth Version : 5.0

Bluetooth Distance : about 8m

TX Working time : 10 hours

RX Working time : 10 hours

Standby time : about 35 hours

Charging time : 2 hours

Battery Capacity : 450mAh

Power input : DC 5V/500mA

Product Size : 71 X 51 X 14.7mm

Microphone : 4.0\*1.5mm/-43db

Audio Jack : 3.5mm Aux-in /Aux-out

Product weight : 50.7g

Material : Black ABS shell

#### Features :

- Advanced Bluetooth Technology 5.0 with Transmitter and Receiver.
- Broadcast Audio Output from Your TV, or Old PC to Wireless Headphones, Speakers and Even Car Stereo System.
- Low Latency and instant sound transmission, enables user to enjoy high-quality audio and HD picture synchronously.
- Supreme Audio Connectivity and Quality with improved connection stability, faster pairing, and reduced power consumption for connected devices.
- Switch operation and audio connection modes with the simple flick of a switch.
- Effortlessly enjoying up to 10 hours of use on the larger internal battery and rapid recharging within 2 hours, ready for many more.
- Suitable for In-car Usage as a Hands-free Car Kit.
- Built-in Rechargeable Battery 450mAh, Standby time about 35 Hours.

#### WARNING/DISPOSAL OF UNIT

Please do not attempt to change the battery yourself. If the battery has permanently died and you do not want to replace your battery, you should follow the disposal instructions below.

Never dispose of used batteries/electronics with ordinary solid wastes, since they contain toxic substances.

Always dispose of used batteries/electronics in accordance with the prevailing regulations that apply to the disposal of batteries/electronics. If there are no local regulations concerning battery/electronics disposal,

please dispose of the device in a waste bin for electronic devices.

#### CAUTION

Never use or charge the battery if it appears to be leaking, discolored, deformed, or in any way abnormal.

Never disassemble the unit or attempt to remove battery as that could cause leakage of alkaline solution or other electrolytic substance.

Always confirm that the temperature is 5°C - 50°C before you charge the battery.

Leakage or deterioration of the battery may occur if this warning is not heeded.

Never expose the battery to any liquid.

Never expose the battery to excessive heat such as direct sunlight or fire. Never use the battery pack in an unventilated vehicle where excessive internal temperatures may be encountered.

#### IMPORTANT SAFETY INSTRUCTIONS

When used in the directed manner, this unit has been designed and manufactured to ensure your personal safety. However, improper use can result in potential electrical shock or fire hazards. Please read all safety and operating instructions carefully before installation and use, and keep these instructions handy for future reference. Take special note of all warnings listed in these instructions and on the unit.

1. Water and Moisture – The unit should not be used near water. For example: near a bathtub, washbowl, kitchen sink, laundry tub, swimming pool or in a wet basement.

2. Heat – The unit should be situated away from heat sources such as radiators, heat registers, stoves or other appliances (including amplifiers) that produce heat.

3. Cleaning – The unit should be cleaned only using a warm damp cloth. Do not use solvents, etc.

4. Objects and Liquid Entry – Care should be taken so that objects do not fall and liquids are not spilled into any openings or vents located on the product.

5. Attachments – Do not use attachments not recommended by the product manufacturer.

6. Overloading – Do not overload wall sockets, extension cords, or integral convenience receptacles as this can result in a risk of fire or electric shock.

7. Damage Requiring Service – The unit should be serviced by qualified service personnel when:

A. the power supply cable or plug has been damaged. B. objects have fallen into or liquid has been spilled into the enclosure. C. the unit has been exposed to rain. D. the unit has been dropped or the enclosure damaged. E. the unit exhibits a marked change in performance or

does not operate normally.

8. Servicing – The user should not attempt to service the unit beyond those methods described in the user's operating instructions. Service methods not covered in the operating instructions should be referred to qualified service personnel.

NOTE: Any damage caused by physical impact, Water/Liquid, fire etc caused by customer or nature shall not be covered under warranty. Only product design, feature and functionality related faults will be considered.



**www.portronics.com**  
For Support  
Visit : [www.portronics.com/support](http://www.portronics.com/support)  
Email : [info@portronics.com](mailto:info@portronics.com)  
Contact No. : +91 955245245, 011-42413131  
(Working Hrs. : Monday - Saturday 10:00am - 6:00p)

**E-waste Management**  
For Support  
Email - [info@3recycler.com](mailto:info@3recycler.com)  
For E-waste & RoHS compliance refer to <http://www.portronics.com/website.html>