



# AUTO TUNE

SMART AUDIO CONNECTOR FOR CARS

User Manual

### Packing Contents:

- Bluetooth Receiver 1N
- Adhesive Sticker 1N
- User Documentation 1N

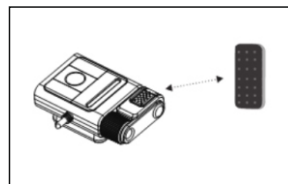
### Specification:

Bluetooth Version: 5.3  
 Product Input : 5V  
 Music Format: MP3  
 Length of Cable: 1 Metre  
 Material: ABS  
 Product Size: 67 x 42 X 27 mm  
 Weight: 65 grams


### Features:

- Wirelessly transmits phone call or music via Bluetooth and streaming to the car stereo system via an aux cable.
- Switch to hands-free mode automatically from Music Streaming When Receiving Phone Call.
- Distinctive bass rollers to adjust the bass of the music.
- Dynamic LED spectrum adds elegance to your car interior.
- Unique microphone design pick up the talking clearly.
- Built-in 1 metre USB power & audio cord.
- Stick using adhesive sticker to operate conveniently.
- Bluetooth 5.3 for crystal clear sound quality.

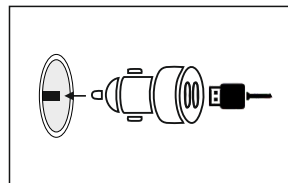
### Installation Instruction



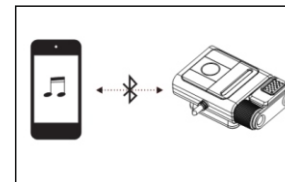
Stick the adhesive sticker at a suitable place on the windshield or dashboard. Ensure the dashboard is untextured and free from moisture or dust.



Plug the AUX cable into the car's AUX port.



Connect the USB cable in the car car charger connected to the cigarette lighter slot (car Charger not included).



Connect Auto Tune to your cellular phone via Bluetooth.

### Quick Operation Guide:

	<ul style="list-style-type: none"> <li>• Quick press: Previous song</li> <li>• Press and hold: Vol -</li> </ul>		<ul style="list-style-type: none"> <li>• Quick press: Next song</li> <li>• Press and hold: Vol+</li> </ul>
	<ul style="list-style-type: none"> <li>• Bass roller: For bass effect adjustment</li> </ul>		<ul style="list-style-type: none"> <li>LED light</li> <li>Long press  to turn on/off LED light</li> </ul>
	<ul style="list-style-type: none"> <li>• USB power cable</li> </ul>		<ul style="list-style-type: none"> <li>• 3.5mm Aux cable</li> </ul>
	<p><b>Music Mode:</b>                  Quick press: Pause/Play                  Long press: Turn on/off LED light  <b>Hands-free Mode:</b>                  • Quick press: Answer/hang off the call                  • Press and hold: Reject the call                  • During a call, press and hold to switch to the private calling  <b>Voice Assistant</b> (e.g. Siri / Google Assistant)                  Press twice to activate</p>		

### Attention:

- Please use standard 5V-1A charger to power Auto Tune. Do not use any fast charger because if the output voltage is over 5V, it may destroy the device.
- Please unplug the smart audio connector from your car when not in use to avoid draining the car's battery.

### Note:

Any damage caused by physical impact, water / liquid, fire, etc. caused by the customer or nature shall not be covered under warranty. Only product design, feature and functionality-related faults can be considered. During the warranty period, this product is only eligible for replacement and not eligible for repair, as per the brand's discretion.



[www.portronics.com](http://www.portronics.com)

For Support

Visit : [www.portronics.com](http://www.portronics.com)

Email : [help@portronics.com](mailto:help@portronics.com)

Contact No. : +91 9555245245

(Working Hours : Monday - Saturday, 10:00am - 6:00pm)



E-Waste Management  
 E: [info@3recycle.com](mailto:info@3recycle.com)

For E-Waste & ROHS compliance refer to [www.portronics.com/ewaste](http://www.portronics.com/ewaste)