



HARMONICS TWINS S8
Smart TWS Earbuds

User Manual

Package Contents

1. Earbuds 2N
2. Cable 1N
3. User Manual 1N
4. Charging Case 1N

Specifications

Bluetooth version : V5.3

Maximum transmission range : ≤ 15M

Working temperature range : -10°C~45°C

RF Sensitivity : -90dBm

Operating frequency : 2.40-2.48KHz

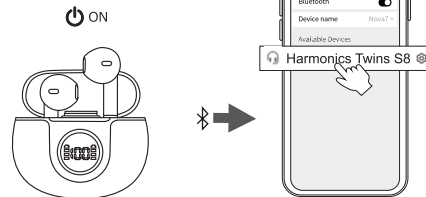
Bluetooth profiles supported : HFP, HSP, A2DP, AVRCP

Music playing time : About 6-8h (60% Volume, Buds)

Charge time : Around 1 hour (Buds charging time)

Battery capacity : 2*3.7V/30mAh (Buds)

Connect



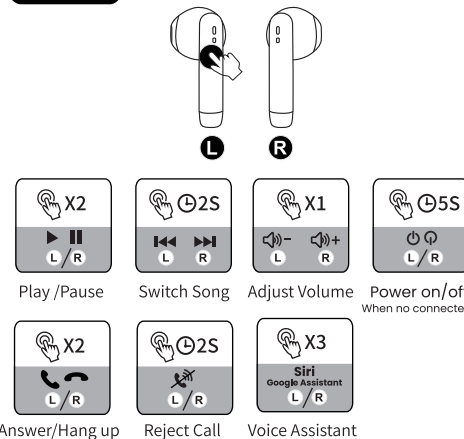
1. Take out the earbuds (Earbuds auto power on)
2. After open the phone Bluetooth, Click the <Harmonics Twins S8> to Pairing

Reset

If earbuds has any connection or function problems, please reset the earbuds

1. Delete the BT pairing information on the phone.
 2. Put the earbuds into the charging case to charge.
 3. Take out the earbuds and wait for 20 seconds.
- (If the above operation does not work, please try again)**

Operation

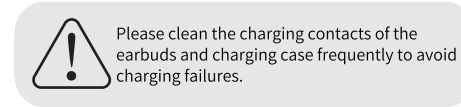


- X1: Click Once 2S Press and hold for 2 seconds
- X2: Click 2 times

Problem handling

1. **Can be connected but there is no sound:**
Click the right earbuds to increase the volume.
2. **One of earbuds cannot be charge:**
Clean the charging contact of the earbuds and the charging case.
3. **One of the earbuds cannot be connected:**
Reset the earbuds.

If the earbuds cannot be charged, please activate the warranty and contact us to send a new product.



Safety Instructions

1. Keep the product away from extremely hot and cold environments, it will damage the battery and circuit.
2. Avoid liquid immersion into the product.
3. Do not disassemble the product.
4. Do not use concentrated chemical products or detergents to clean the product.
5. Use only 5V/1A power supply. Connecting the power supply voltage too high may cause serious damage.
6. Do not randomly discard or place the product near re or high temperature to avoid the danger of explosion.